

Impacting Health in Partnership: Building an Interprofessional Nurse-Led Mobile Health at Home Program

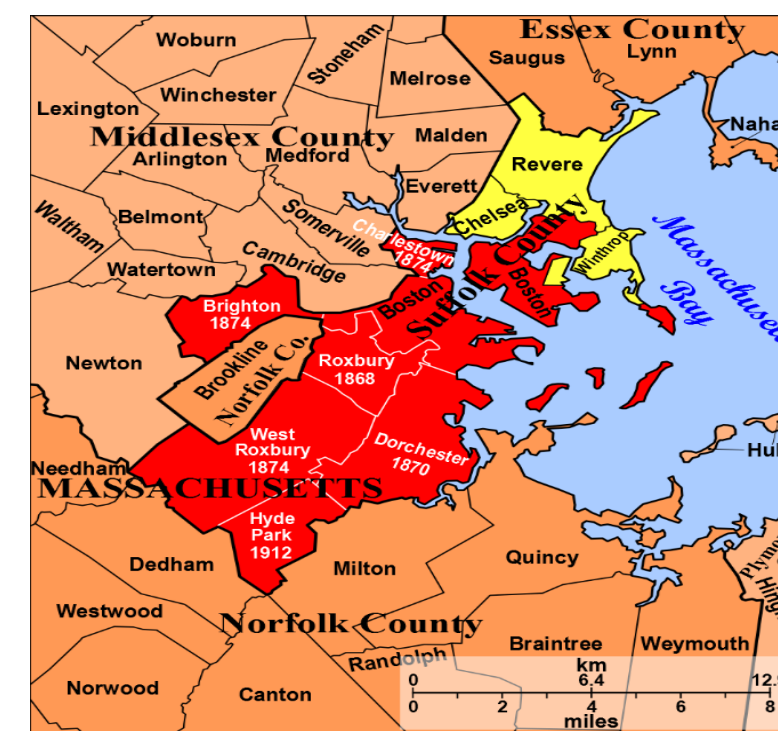
Patricia Reidy, DNP, FNP-BC, FNAP, FAAN
Kathryn Sabo, PhD, RN, CNE



**MGH INSTITUTE
OF HEALTH PROFESSIONS**

Background

- The **health consequences of climate change** and the **social determinants of health (SDOH)** have emerged as major public health concerns.
- **Health professionals** are in a unique position to address and prioritize these efforts.
- **Social determinants of health (SDOH)** are the conditions people are born into and live under that impact individual and community health, well-being, and quality of life.
- **Climate change** has contributed to heat-related illness, poor air quality, food insecurity, and increased mental health needs that have negatively impacted health. An aging population is disproportionately impacted by these health consequences.
- **The Ruth Sleeper Nursing Center for Clinical Education and Wellness**, a student-led clinical learning environment under the supervision of licensed faculty, established a nurse led mobile health at home program utilizing an age friendly framework and incorporating SDOH and climate related health assessments. APN and OT dyads conducted joint assessments and established shared care plans.



Building Community Partnerships

- Conducting needs assessments.
- Understanding lived experiences of community members.
- Developing reciprocal relationships

6 communities within Greater Boston
6 publicly supported housing facilities
1 public school



Center for Climate Change,
Climate Justice, and Health





Celebrating **25** Years
of Fighting for Social and
Environmental Justice!
GreenRoots



MASSACHUSETTS
GENERAL HOSPITAL
Center for the
Environment and Health



Screening Tools

- **Heat-related Illness Screening Tool** 
- **Social Determinants of Health Screening Tool** 

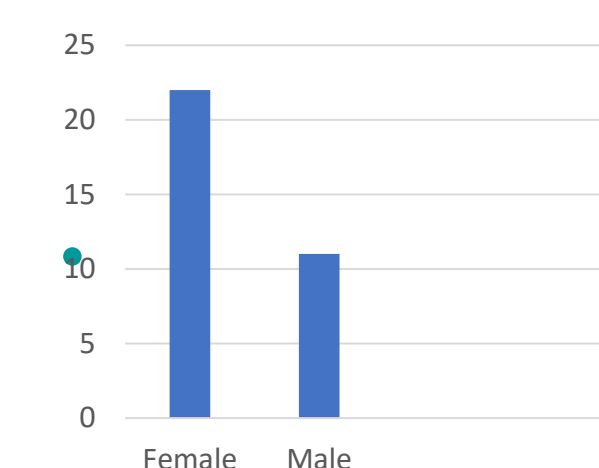
Outcomes

- 9 Advanced Practice nursing students
- 4 Occupational therapy students
- 3 Physician Assistant students
- Provided \$100,000 in nursing student stipends
- **Conducted monthly home visits with 35 clients living with chronic conditions**

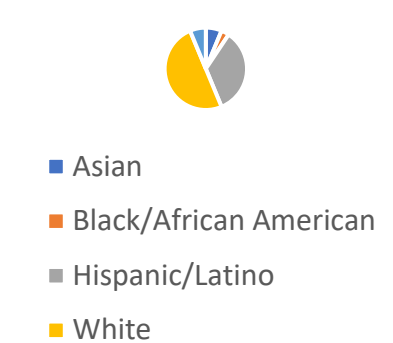
Top Diagnosis:

- Hypertension
- Type 2 Diabetes Mellitus
- Hyperlipidemia
- GERD
- Arthritis
- Anxiety

Gender Identity



Race/Ethnicity



Age Range: 23-97
Average age: 73

Future Implications

- Sustain existing community partnerships with a consistent and predictable presence.
- Identify additional marginalized communities and establish reciprocal relationships.
- Integrate telehealth into experiential learning opportunities to address health inequities.
- Expand interprofessional collaboration

Acknowledgements

This study was funded from a grant provided to the MGH Institute of Health Professions School of Nursing from US Department of Health and Human Resources and Service Administration (HRSA).
Grant #UK1HP46057

